


General information about company	
Scrip code	000000
NSE Symbol	
MSEI Symbol	GENESISFIN
ISIN	INE421K01019
Name of the company	Genesis Finance Company Limited
Whether company is SME	No
Class of Security	Equity Shares
Type of report	Quarterly
Quarter Ended / Half year ended/Date of Report (For Prelisting / Allotment)	30-09-2018
Date of allotment / extinguishment (in case Capital Restructuring selected) / Listing Date	
Shareholding pattern filed under	Regulation 31 (1) (b)



Declaration					
Sr. No.	Particular	Yes/No	Promoter and Promoter Group	Public shareholder	Non Promoter- Non Public
1	Whether the Listed Entity has issued any partly paid up shares?	No	No	No	No
2	Whether the Listed Entity has issued any Convertible Securities ?	No	No	No	No
3	Whether the Listed Entity has issued any Warrants ?	No	No	No	No
4	Whether the Listed Entity has any shares against which depository receipts are issued?	No	No	No	No
5	Whether the Listed Entity has any shares in locked-in?	No	No	No	No
6	Whether any shares held by promoters are pledge or otherwise encumbered?	No	No		
7	Whether company has equity shares with differential voting rights?	No	No	No	No




Table I - Summary Statement holding of specified securities

Category (I)	Category of shareholder (II)	Nos. Of shareholders (III)	No. of fully paid up equity shares held (IV)	No. Of Partly paid-up equity shares held (V)	No. Of shares underlying Depository Receipts (VI)	Total nos. shares held (VII) = (IV)+ (V)+ (VI)	Shareholding as a % of total no. of shares (calculated as per SCRR, 1957) (VIII) As a % of (A+B+C2)	Number of Voting Rights held in each class of securities (IX)			
								No of Voting (XIV) Rights			Total as a % of (A+B+C)
								Class eg: X	Class eg:y	Total	
(A)	Promoter & Promoter Group	9	28645400			28645400	61.74	28645400		28645400	61.74
(B)	Public	203	17751720			17751720	38.26	17751720		17751720	38.26
(C)	Non Promoter-Non Public										
(C1)	Shares underlying DRs										
(C2)	Shares held by Employee Trusts										
	Total	212	46397120			46397120	100	46397120		46397120	100




Table I - Summary Statement holding of specified securities

Category (I)	Category of shareholder (II)	No. Of Shares Underlying Outstanding convertible securities (X)	No. of Shares Underlying Outstanding Warrants (Xi)	No. Of Shares Underlying Outstanding convertible securities and No. Of Warrants (Xi) (a)	Shareholding , as a % assuming full conversion of convertible securities (as a percentage of diluted share capital) (XI)= (VII)+(X) As a % of (A+B+C2)	Number of Locked in shares (XII)		Number of Shares pledged or otherwise encumbered (XIII)		Number of equity shares held in dematerialized form (XIV)
						No. (a)	As a % of total Shares held (b)	No. (a)	As a % of total Shares held (b)	
(A)	Promoter & Promoter Group				61.74					28645400
(B)	Public				38.26					11440288
(C)	Non Promoter-Non Public									
(C1)	Shares underlying DRs									
(C2)	Shares held by Employee Trusts									
	Total				100					40085688




Table II - Statement showing shareholding pattern of the Promoter and Promoter Group											
Sr.	Category & Name of the Shareholders (I)	Nos. Of shareholders (II)	No. of fully paid up equity shares held (IV)	No. Of Partly paid-up equity shares held (V)	No. Of shares underlying Depository Receipts (VI)	Total nos. shares held (VII) = (IV)+ (V)+ (VI)	Shareholding as a % of total no. of shares (calculated as per SCRR, 1957) (VIII) As a % of (A+B+C2)	Number of Voting Rights held in each class of securities (IX)			
								No of Voting (XIV) Rights			Total as a % of Total Voting rights
								Class eg: X	Class eg:y	Total	
A	Table II - Statement showing shareholding pattern of the Promoter and Promoter Group										
(1)	Indian										
(a)	Individuals/Hindu undivided Family	6	18991672			18991672	40.93	18991672		18991672	40.93
(d)	Any Other (specify)	3	9653728			9653728	20.81	9653728		9653728	20.81
Sub-Total (A)(1)		9	28645400			28645400	61.74	28645400		28645400	61.74
(2)	Foreign										
Total Shareholding of Promoter and Promoter Group (A)= (A)(1)+(A)(2)		9	28645400			28645400	61.74	28645400		28645400	61.74
B	Table III - Statement showing shareholding pattern of the Public shareholder										
(1)	Institutions										
(3)	Non-institutions										
(a(i))	Individuals - i. Individual shareholders holding nominal share capital up to Rs. 2 lakhs.	178	84150			84150	0.18	84150		84150	0.18
(a(ii))	Individuals - ii. Individual shareholders holding nominal share capital in excess of Rs. 2 lakhs.	17	9951484			9951484	21.45	9951484		9951484	21.45
(e)	Any Other (specify)	8	7716086			7716086	16.63	7716086		7716086	16.63
Sub-Total (B)(3)		203	17751720			17751720	38.26	17751720		17751720	38.26
Total Public Shareholding (B)=(B)(1)+(B)(2)+(B)(3)		203	17751720			17751720	38.26	17751720		17751720	38.26
C	Table IV - Statement showing shareholding pattern of the Non Promoter- Non Public shareholder										
Total (A+B+C2)		212	46397120			46397120	100	46397120		46397120	100
Total (A+B+C)		212	46397120			46397120	100	46397120		46397120	100






Table II - Statement showing shareholding pattern of the Promoter and Promoter Group									
Sr.	No. Of Shares Underlying Outstanding convertible securities (X)	No. of Shares Underlying Outstanding Warrants (Xi)	No. Of Shares Underlying Outstanding convertible securities and No. Of Warrants (Xi) (a)	Shareholding , as a % assuming full conversion of convertible securities (as a percentage of diluted share capital) (XI)= (VII)+(X) As a % of (A+B+C2)	Number of Locked in shares (XII)		Number of Shares pledged or otherwise encumbered (XIII)		Number of equity shares held in dematerialized form (XIV)
					No. (a)	As a % of total Shares held (b)	No. (a)	As a % of total Shares held (b)	
A	Table II - Statement showing shareholding pattern of the Promoter and Promoter Group								
(1)	Indian								
(a)				40.93					18991672
(d)				20.81					9653728
Sub-Total (A) (1)				61.74					28645400
(2)	Foreign								
Total Shareholding of Promoter and Promoter Group (A)=(A) (1)+(A)(2)				61.74					28645400
B	Table III - Statement showing shareholding pattern of the Public shareholder								
(1)	Institutions								
(3)	Non-institutions								
(a(i))				0.18					80
(a(ii))				21.45					9368784
(e)				16.63					2071424
Sub-Total (B) (3)				38.26					11440288
Total Public Shareholding (B)=(B)(1)+(B) (2)+(B)(3)				38.26					11440288
C	Table IV - Statement showing shareholding pattern of the Non Promoter- Non Public shareholder								
Total (A+B+C2)				100					40085688
Total (A+B+C)				100					40085688



Individuals/Hindu undivided Family						
Serial No.	1	2	3	4	5	6
Name of the Shareholders (I)	Narsh Garg	Sangeeta Garg	Bhagwati Devi	Prateet Garg	Sahil Garg	Kapil Berera
PAN (II)	AAAPG1524B	AAAPG5628E	AAKPD1397B	BAGPG3745M	BFFPG6371B	AAEPB2513P
No. of fully paid up equity shares held (IV)	3548480	4480560	4506880	3573048	2830704	52000
No. Of Partly paid-up equity shares held (V)						
No. Of shares underlying Depository Receipts (VI)						
Total nos. shares held (VII) = (IV)+(V)+(VI)	3548480	4480560	4506880	3573048	2830704	52000
Shareholding as a % of total no. of shares (calculated as per SCRR, 1957) (VIII) As a % of (A+B+C2)	7.65	9.66	9.71	7.7	6.1	0.11
Number of Voting Rights held in each class of securities (IX)						
Class eg:X	3548480	4480560	4506880	3573048	2830704	52000
Class eg:y						
Total	3548480	4480560	4506880	3573048	2830704	52000
Total as a % of Total Voting rights	7.65	9.66	9.71	7.7	6.1	0.11
No. Of Shares Underlying Outstanding convertible securities (X)						
No. of Shares Underlying Outstanding Warrants (Xi)						
No. Of Shares Underlying Outstanding convertible securities and No. Of Warrants (Xi) (a)						
Shareholding , as a % assuming full conversion of convertible securities (as a percentage of diluted share capital) (XI)= (VII) +(Xi)(a) As a % of (A+B+C2)	7.65	9.66	9.71	7.7	6.1	0.11
Number of Locked in shares (XII)						
No. (a)						
As a % of total Shares held (b)						
Number of Shares pledged or otherwise encumbered (XIII)						
No. (a)						
As a % of total Shares held (b)						



Number of equity shares held in dematerialized form (XIV)	3548480	4480560	4506880	3573048	2830704	52000
Reason for not providing PAN						
Reason for not providing PAN						
Shareholder type	Promoter	Promoter	Promoter	Promoter	Promoter	Promoter



Individuals/Hindu undivided Family	
Serial No.	
Name of the Shareholders (I)	Click here to go back
PAN (II)	Total
No. of fully paid up equity shares held (IV)	18991672
No. Of Partly paid-up equity shares held (V)	
No. Of shares underlying Depository Receipts (VI)	
Total nos. shares held (VII) = (IV)+ (V)+ (VI)	18991672
Shareholding as a % of total no. of shares (calculated as per SCRR, 1957) (VIII) As a % of (A+B+C2)	40.93
Number of Voting Rights held in each class of securities (IX)	
Class eg:X	18991672
Class eg:y	
Total	18991672
Total as a % of Total Voting rights	40.93
No. Of Shares Underlying Outstanding convertible securities (X)	
No. of Shares Underlying Outstanding Warrants (Xi)	
No. Of Shares Underlying Outstanding convertible securities and No. Of Warrants (Xi) (a)	
Shareholding , as a % assuming full conversion of convertible securities (as a percentage of diluted share capital) (XI)= (VII) +(Xi)(a) As a % of (A+B+C2)	40.93
Number of Locked in shares (XII)	
No. (a)	
As a % of total Shares held (b)	
Number of Shares pledged or otherwise encumbered (XIII)	
No. (a)	
As a % of total Shares held (b)	



Number of equity shares held in dematerialized form (XIV):	18991672
Reason for not providing PAN	
Reason for not providing PAN	
Shareholder type	



Any Other (specify)				
Serial No.	1	2	3	
Category	Bodies Corporate	Bodies Corporate	Bodies Corporate	Click here to go back
Name of the Shareholders (I)	Genesis Dream Merchants Private Limited	Genesis Holdings Private Limited	Sopan real Estates Private Limited	
PAN (II)	AAACG3907B	AAACG2932J	AAACS1083N	Total
No. of the Shareholders (I)	1	1	1	3
No. of fully paid up equity shares held (IV)	7853728	1000000	800000	9653728
No. Of Partly paid-up equity shares held (V)				
No. Of shares underlying Depository Receipts (VI)				
Total nos. shares held (VII) = (IV)+ (V)+ (VI)	7853728	1000000	800000	9653728
Shareholding as a % of total no. of shares (calculated as per SCRR, 1957) (VIII) As a % of (A+B+C2)	16.93	2.16	1.72	20.81
Number of Voting Rights held in each class of securities (IX)				
Class eg: X	7853728	1000000	800000	9653728
Class eg:y				
Total	7853728	1000000	800000	9653728
Total as a % of Total Voting rights	16.93	2.16	1.72	20.81
No. Of Shares Underlying Outstanding convertible securities (X)				
No. of Shares Underlying Outstanding Warrants (Xi)				
No. Of Shares Underlying Outstanding convertible securities and No. Of Warrants (Xi) (a)				
Shareholding , as a % assuming full conversion of convertible securities (as a percentage of diluted share capital) (XI)= (VII) +(X) As a % of (A+B+C2)	16.93	2.16	1.72	20.81
Number of Locked in shares (XII)				
No. (a)				
As a % of total Shares held (b)				




Number of Shares pledged or otherwise encumbered (XIII)				
No. (a)				
As a % of total Shares held (b)				
Number of equity shares held in dematerialized form (XIV)	7853728	1000000	800000	9653728
Reason for not providing PAN				
Reason for not providing PAN				
Shareholder type	Promoter	Promoter	Promoter	



Individuals - ii. Individual shareholders holding nominal share capital in excess of Rs. 2 lakhs.						
Serial No.	1	2	3	4	5	
Name of the Shareholders (I)	Nirmala Devi	Vinod Kumar	Vinod Tayal	Manju Kapoor	Sharan Tayal	Click here to go back
PAN (II)	AADPD0275B	AXRPK9343E	AAAPT0250B	AHDPK0302P	AAEPT1987B	Total
No. of fully paid up equity shares held (IV)	2792000	1528000	1404784	1160000	985600	7870384
No. Of Partly paid-up equity shares held (V)						
No. Of shares underlying Depository Receipts (VI)						
Total nos. shares held (VII) = (IV)+ (V)+ (VI)	2792000	1528000	1404784	1160000	985600	7870384
Shareholding as a % of total no. of shares (calculated as per SCRR, 1957) (VIII) As a % of (A+B+C2)	6.02	3.29	3.03	2.5	2.12	16.96
Number of Voting Rights held in each class of securities (IX)						
Class eg: X	2792000	1528000	1404784	1160000	985600	7870384
Class eg:y						
Total	2792000	1528000	1404784	1160000	985600	7870384
Total as a % of Total Voting rights	6.02	3.29	3.03	2.5	2.12	16.96
No. Of Shares Underlying Outstanding convertible securities (X)						
No. of Shares Underlying Outstanding Warrants (Xi)						
No. Of Shares Underlying Outstanding convertible securities and No. Of Warrants (Xi) (a)						
Shareholding , as a % assuming full conversion of convertible securities (as a percentage of diluted share capital) (XI)= (VII) +(X) As a % of (A+B+C2)	6.02	3.29	3.03	2.5	2.12	16.96
Number of Locked in shares (XII)						
No. (a)						
As a % of total Shares held (b)						
Number of equity shares held in dematerialized form (XIV)	2792000	1523200	1404784	1160000	985600	7865584
Reason for not providing PAN						



Reason for not providing PAN						
------------------------------	--	--	--	--	--	--



Any Other (specify)				
Serial No.	1	2	3	
Category	Bodies Corporate	Bodies Corporate	Non-Resident Indian (NRI)	
Category / More than 1 percentage	More than 1 percentage of shareholding	More than 1 percentage of shareholding	More than 1 percentage of shareholding	
Name of the Shareholders (I)	Kaizen Realtors Private Limited	Expo Thermocontrols Private Limited	Vikas Garg	Click here to go back
PAN (II)	AADCK0273B	AAACE0030H	AHDPG9718P	Total
No. of the Shareholders (I)	1	1	1	0
No. of fully paid up equity shares held (IV)	2071424	1380952	4247680	0
No. Of Partly paid-up equity shares held (V)				
No. Of shares underlying Depository Receipts (VI)				
Total nos. shares held (VII) = (IV)+ (V)+ (VI)	2071424	1380952	4247680	0
Shareholding as a % of total no. of shares (calculated as per SCRR, 1957) (VIII) As a % of (A+B+C2)	4.46	2.98	9.16	0
Number of Voting Rights held in each class of securities (IX)				
Class eg: X	2071424	1380952	4247680	0
Class eg:y				
Total	2071424	1380952	4247680	0
Total as a % of Total Voting rights	4.46	2.98	9.16	0
No. Of Shares Underlying Outstanding convertible securities (X)				
No. of Shares Underlying Outstanding Warrants (Xi)				
No. Of Shares Underlying Outstanding convertible securities and No. Of Warrants (Xi) (a)				
Shareholding , as a % assuming full conversion of convertible securities (as a percentage of diluted share capital) (XI)= (VII) +(X) As a % of (A+B+C2)	4.46	2.98	9.16	0
Number of Locked in shares (XII)				
No. (a)				



As a % of total Shares held (b)				
Number of equity shares held in dematerialized form (XIV)	2071424	0	0	0
Reason for not providing PAN				
Reason for not providing PAN				

