

Format of holding of specified securities

GENESIS FINANCE COMPANY LIMITED

1. Name of Listed Entity:
2. Scrip Code/Name of Scrip/Class of Security
3. Share Holding Pattern Filed under: Reg. 31(1)(a)/Reg. 31(1)(b)/Reg. 31(1)(c)
 - a. If under 31(1)(b) then indicate the report for Quarter ending
 - b. If under 31(1)(c) then indicate date of allotment/extinguishment
4. Declaration: The Listed entity is required to submit the following declaration to the extent of submission of information:-

Particulars	Yes*	No*
1. Whether the Listed Entity has issued any partly paid up shares?		No
2. Whether the Listed Entity has issued any Convertible Securities or Warrants?		No
3. Whether the Listed Entity has any shares against which depository receipts are issued?		No
4. Whether the Listed Entity has any shares in locked-in?		No
5. Whether any shares held by promoters are pledge or otherwise encumbered?		No

* If the Listed Entity selects the option 'No' for the questions above, the columns for the partly paid up shares, Outstanding Convertible Securities/Warrants, depository receipts, locked-in shares, No of shares pledged or otherwise encumbered by promoters, as applicable, shall not be displayed at the time of dissemination on the Stock Exchange website. Also wherever there is 'No' declared by Listed Entity in above table the values will be considered as 'Zero' by default on submission of the format of holding of specified securities.

5. The tabular format for disclosure of holding of specified securities is as follows:-




Table I: Summary Statement holding of specified securities.

Category	Category of Shareholder	Nos. of shares older	No. of fully paid up equity shares held	No. of Partly paid-up equity shares held	No. of shares underlying Depository Receipts	Total nos. shares held (VII)=(IV)+(V)+(VI)	Shareholding as a % of total no. of shares (calculated as per SCRR, 1957) As a % of (A+B+C2)	Number of Voting Rights held in each class of securities			No. of Shares Underlying convertible securities (including Warrants)	Shareholding, as a % assuming full conversion of convertible securities (as a percentage of diluted share capital) As a % of (A+B+C2)	Number of Locked in shares		Number of Shares pledged or otherwise encumbered		Number of equity shares held in dematerialized form
								Class:equity	Class:preference	Total			No. (a)	As a % of total Shares held (b)	No. (a)	As a % of total Shares held (b)	
(I)	(II)	(III)	(IV)	(V)	(VI)	(VII)	(VIII)	(IX)			(X)	(XI)=(VII)+(X)	(XII)	(XIII)	(XIV)	(XV)	
(A)	Promoter & Promoter Group	9	27073976	0	0	27073976	61.84			0	61.84	0	0	0	0	25450552	
(B)	Public	203	16704104	0	0	16704104	38.16			0	38.16	0	0	0	0	1560080	
(C)	Non Promoter- Non Public																
(C1)	Shares underlying DRs	0	0	0	0	0	0			0	0	0	0	0	0	0	
(C2)	Shares held By Employee Trusts	0	0	0	0	0	0			0	0	0	0	0	0	0	
	Total	212	43778080	0	0	43778080	100			0	100	0	0	0	0	27070632	




Table 1 - Statement showing shareholding pattern of the Promoter and Promoter Group

1	Category & Name of the shareholders	PAN	No. of shareholder	No. of fully paid up equity shares held	No. of Party paid-up equity shares held	Nos. of shares underlying Depository Receipts	Total nos. shares held (VII)=(IV)+(V)+(VI)	Shareholding % calculated as per SCRR, 1957 As a % of (A+B+C2)	Number of Voting Rights held in each class of securities			No. of Shares Underlying Outstanding convertible securities (including Warrants)	Shareholding, as a % assuming full conversion of convertible securities (as a percentage of diluted share capital) as a % of A+B+C2	Number of Locked in shares	Number of Shares pledged or otherwise encumbered	Number of equity shares held in dematerialized form	
									Class X	Class Y	Total						
	(i)	(ii)	(iii)	(iv)	(v)	(vi)	(vii)=(iv)+(v)+(vi)	(viii)	(ix)			(x)	(xi)=(xii)+(x)	(xiii)	(xiv)	(xv)	
	Indian																
(a)	Individual/Hindu Undivided Family		6	18991672	0		18991672	43.38			0	43.38	0	0.00	0	0.00	18991672
	BHARGAVATI DEVI	AAAPR1397B		4506880	0		4506880	10.29			0	10.29	0	0.00	0	0.00	4506880
	SANGEETA GANG	AAAPG5628E		4480560	0		4480560	10.23			0	10.23	0	0.00	0	0.00	4480560
	PRIVATE GANG	BAQP33745M		3573048	0		3573048	8.16			0	8.16	0	0.00	0	0.00	3573048
	NARESH GANG	AAAPG1524B		3548480	0		3548480	8.11			0	8.11	0	0.00	0	0.00	3548480
	SAHIL GANG	BHFP63718		2830704	0		2830704	6.47			0	6.47	0	0.00	0	0.00	2830704
	KAPIL BERERA	AAEP2513P		52000	0		52000	0.12			0	0.12	0	0.00	0	0.00	52000
(b)	Central Government/State Government(s)		0	0	0		0	0			0	0.00	0	0.00	0	0.00	0
(c)	Financial Institutions/Banks		0	0	0		0	0			0	0.00	0	0.00	0	0.00	0
(d)	Any Other (Specify)		3	8082304	0		8082304	18.46			0	18.46	0	0.00	0	0.00	8082304
	GENESIS DREAM MERCHANTS PVT LTD	AAACG3907B		6282304	0		6282304	14.35			0	14.35	0	0.00	0	0.00	6282304
	GENESIS HOLDINGS PRIVATE LIMITED	AAACG3921		1000000	0		1000000	2.28			0	2.28	0	0.00	0	0.00	1000000
	SOPAN REAL ESTATES PRIVATE LIMITED	AAACS1083M		800000	0		800000	1.83			0	1.83	0	0.00	0	0.00	800000
	SUB Total (A1)		9	27073976	0		27073976	61.84			0	61.84	0	0.00	0	0.00	25450532
2	Foreign																
(a)	Individual/Non Resident Individual/Foreign Individual		0	0	0		0	0			0	0.00	0	0.00	0	0.00	0
(b)	Government		0	0	0		0	0			0	0.00	0	0.00	0	0.00	0
(c)	Institutions		0	0	0		0	0			0	0.00	0	0.00	0	0.00	0
(d)	Foreign Portfolio Investor		0	0	0		0	0			0	0.00	0	0.00	0	0.00	0
(e)	Any Other (Specify)		0	0	0		0	0			0	0.00	0	0.00	0	0.00	0
	Sub Total (A1)(2)		0	0	0		0	0			0	0.00	0	0.00	0	0.00	0
	Total Shareholding of Promoter and Promoter Group (A1+A1)(2)		9	27073976	0		27073976	61.84			0	61.84	0	0.00	0	0.00	25450532




Table III - Statement showing shareholding pattern of the Public shareholder

Category & Name of the Shareholders	PAN	Nos. of share holder	No. of fully paid up equity shares held	Partly paid-up equity shares held	Nos. of shares underlying Depository Receipts	Total nos. shares held (VII)=(IV)+(V)+(VI)	Shareholding % calculated as per SCRR, 1957 (A+B+C2)	Number of Voting Rights held in each class of securities			No. of Shares Underlying Outstanding convertible securities (Including Warrants)	Total Shareholding, assuming full conversion of convertible securities (as a percentage of diluted share capital) (XI) = (VII)+(X)	Number of locked in shares	As a % of total Shares held (b)	No. (Not applicable) (a)	As a % of total Shares held (Not applicable) (b)	Number of dematerialized equity shares held in form
								Class X	Class Y	Total							
1 Institutions																	
(a) Mutual Fund			0	0	0	0	0			0	0	0	0.00	0	0	0.00	0
(b) Venture Capital Funds			0	0	0	0	0			0	0	0	0.00	0	0	0.00	0
(c) Alternate Investment Funds			0	0	0	0	0			0	0	0	0.00	0	0	0.00	0
(d) Foreign Venture Capital Investor			0	0	0	0	0			0	0	0	0.00	0	0	0.00	0
(e) Foreign Portfolio Investors			0	0	0	0	0			0	0	0	0.00	0	0	0.00	0
(f) Financial Institutions/Banks			0	0	0	0	0			0	0	0	0.00	0	0	0.00	0
(g) Insurance Companies			0	0	0	0	0			0	0	0	0.00	0	0	0.00	0
(h) Provident Fund/Pensions Funds			0	0	0	0	0			0	0	0	0.00	0	0	0.00	0
(i) Any Other Specify			0	0	0	0	0			0	0	0	0.00	0	0	0.00	0
Sub Total (B)(1)			0	0	0	0	0			0	0	0	0.00	0	0	0.00	0
2 Central Government/State Government/President of India			0	0	0	0	0			0	0	0	0.00	0	0	0.00	0
Sub Total (B)(2)			0	0	0	0	0			0	0	0	0.00	0	0	0.00	0
3 Non-Institutions																	
(a) I. Individual Shareholders holding Nominal Share Capital Up to 2 Lacs			178	0	0	84150	0.19			0	0.19	0	0.00	0	0	0.00	80
2. Individual Shareholders holding Nominal Share Capital Above 2 Lacs			17	0	0	9551484	22.73			0	22.73	0	0.00	0	0	0.00	1560000
NIRMAALA DEVI	AAAPD002758			0	0	2792000	6.38			0	6.38	0	0.00	0	0	0.00	0
VINOD KUMAR	AAAPK9343E			0	0	1528000	3.49			0	3.49	0	0.00	0	0	0.00	0
VINOD TAYAL	AAAF02508			0	0	1404794	3.21			0	3.21	0	0.00	0	0	0.00	0
MANJUKAPOOR	AHDPK0302P			0	0	1160000	2.65			0	2.65	0	0.00	0	0	0.00	1160000
SHARAN TAYAL	AAEPT1987B			0	0	985600	2.25			0	2.25	0	0.00	0	0	0.00	12800
(b) NIFES Registered with RBI			0	0	0	0	0			0	0	0	0.00	0	0	0.00	0
(c) Employee Trusts			0	0	0	0	0			0	0	0	0.00	0	0	0.00	0
(d) Overseas Depositories (Holding DRs) (balancing figure)			0	0	0	0	0			0	0	0	0.00	0	0	0.00	0
(e) Any other (Specify)																	
(e1) Bodas Corporate LIMITED	AAAC00273B		2	0	0	2004760	5.49			0	5.49	0	0.00	0	0	0.00	0
KAZHEN REALTIONS PRIVATE LIMITED	AAAC00273B		2	0	0	1714288	3.92			0	3.92	0	0.00	0	0	0.00	0
EMPO THERMOCENTRIOLS PRIVATE LIMITED	AAACE0030H		3	0	0	690472	1.58			0	1.58	0	0.00	0	0	0.00	0
(e2) Non Resident Indians			3	0	0	4263680	9.74			0	9.74	0	0.00	0	0	0.00	0
VIKAS GAIG	AHDPG9718P		3	0	0	4247680	9.7			0	9.7	0	0.00	0	0	0.00	0
(e3) Resident Indian HUF			30	0	0	30	0.00			0	0	0	0.00	0	0	0.00	0
(e4) Trusts			0	0	0	0	0			0	0	0	0.00	0	0	0.00	0
(e5) Clearing Members/Route			0	0	0	0	0			0	0	0	0.00	0	0	0.00	0
(e6) Others			0	0	0	0	0			0	0	0	0.00	0	0	0.00	0
Sub Total (B)(3)			203	0	0	16704104	38.16			0	38.16	0	0.00	0	0	0.00	1560080
Total Public Shareholding (B) = (B)(1)+(B)(2) + B (3)			203	0	0	16704104	38.16			0	38.16	0	0.00	0	0	0.00	1560080

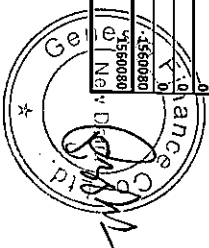



Table IV: Statement showing shareholding pattern of the Non Promoter, Non Public Shareholder

Category & Name of the Shareholders	PAN	No. of Shareholder	No. of Equity Shares Held	Ratio percentage Equity Shares Held	No. of Shares Underlying Depository Receipts	Total No. of Equity Shares Held	Standard Reg. % Shareholding As % of (a+b+c)	No. of Voting Rights			Total as a % of Total Voting Rights	No. of Shares Underlying Distributable convertible securities (including Warrants)	Total Shareholding as a % assuming full conversion of convertible securities (as a percentage of diluted share capital)	Number of Shares Held in		Number of Shares Held in		Number of dematerialized equity shares held in (Not Applicable)
								CLASS	CLASS	Total				No. of Shares	As a % of Total Share as held	No. of Shares (Not Applicable)	As a % of Total Share as held (Not Applicable)	
	(a)	(b)	(c)	(d)	(e)	(f)	(g)	(i)	(ii)	(iii)	(iv)	(v)	(vi)	(vii)	(viii)	(ix)	(x)	
1. Company/DR																		
2. Name of DR Holder (if Available) Employees Benefit Trust (Under SEBI (Share Based Employee Benefit Regulation 2014))																		
(a) Name of DR Holder (if Available) Total Non Promoter Non Public Shareholding (C+CX)+(CY)																		




GENESIS FINANCE COMPANY LIMITED


DISTRIBUTION OF 437780800 EQUITY SHARE CAPITAL AS ON :31/03/2018

Nominal Value of Each Share : Rs. 10


Share or Debenture holdi	Number of Shareholders	% to Total Numbers	Share or Debenture holdi	% to Total Amount
(Rs.)			(Rs.)	
1	2	3	4	5
Up To 5,000	160	75.47	143500	0.03
5001 To 10,000	9	4.25	64000	0.01
10001 To 20,000	0	0	0	0
20001 To 30,000	2	0.94	50000	0.01
30001 To 40,000	2	0.94	78000	0.02
40001 To 50,000	4	1.89	183000	0.04
50001 To 1,00,000	6	2.83	483300	0.11
1,00,000 and Above	29	13.68	436779000	99.77
Total	212	100	437780800	100




(e1)	Bodies Corporate	Sr.No	Folio No	Name of Shareholders	Pan Number	Shares	%	Code	Category
1		780		KAIZEN REALTORS PRIVATE LIMITED	AADCK0273B	1714288	3.92	B3E1	BODY CORPORATES DOMESTIC
2		781		EXPO THERMOCONTROLS PRIVATE LIMITED	AAACE0030H	690472	1.58	B3E1	BODY CORPORATES DOMESTIC




Sr.No	Folio No	Name of Shareholders	Pan Number	Shares	%	Code	Category
1	625	VIKAS GARG	AHDPG9718P	4247680	9.7	B3E2	NON RESIDENT INDIANS NRI REPARTRIABLE
2	57	TANISHA GUPTA		8000	0.02	B3E2	NON RESIDENT INDIANS NRI REPARTRIABLE
3	56	TARUN GUPTA		8000	0.02	B3E2	NON RESIDENT INDIANS NRI REPARTRIABLE



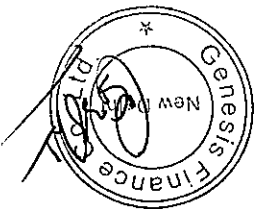



Sr.No	Folio No	Name of Shareholders	Pan Number	Shares	%	Code	Category
1	732	PANKAJ BORAD KARTA OF	AAMHP9793F	10	0	B3E3	RESIDENT HUF /APOS
2	771	A K SONI KATRA OF	AJHHA6527M	10	0	B3E3	RESIDENT HUF /APOS
3	737	CHHATTAR SINGH BORAD KARTA OF	AADHC1975P	10	0	B3E3	RESIDENT HUF /APOS



Sr.No	Folio No	Name of Shareholders	Pan Number	Shares	%	Code	Category
(e4)	TRUST						

Sr.No	Folio No	Name of Shareholders	Pan Number	Shares	%	Code	Category
(e5)	Clearing Members/House						





Sr.No	Folio No	Name of Shareholders	Pan Number	Shares	%	Code	Category
(e6)	Others						

Individual Shareholders Holding Nominal Share Capital Above Rs. 1 Lac

Sr.No	Folio No	Name of Shareholders	Pan Number	Shares	%	Code	Category
1	626	NIRMALA DEVI	AADPD0275B	2792000	6.38	B3A	RESIDENT ORDINARY
2	579	VINOD KUMAR	AXRPR9343E	1528000	3.49	B3A	RESIDENT ORDINARY
3	5	VINOD TAYAL	AAAPT0250B	1404784	3.21	B3A	RESIDENT ORDINARY
4	IN30340310003966	MANJU KAPOOR	AHDPK0302P	1160000	2.65	B3A	RESIDENT ORDINARY
5	IN30340310003958	SHARAN TAYAL	AAEPT1987B	985600	2.25	B3A	RESIDENT ORDINARY
6	709	AGRAH GARG	ALTPG992F	329900	0.75	B3A	RESIDENT ORDINARY
7	605	SUMER DUTTA	AADPD6883D	268000	0.61	B3A	RESIDENT ORDINARY
8	IN30115125400316	MANISH BAKSHI	AAQPB3023L	243200	0.56	B3A	RESIDENT ORDINARY
9	624	MAYANK GUPTA	AKKPG3967A	200000	0.46	B3A	RESIDENT ORDINARY
10	743	SANCHI JAIN	ALYD14652I	180700	0.41	B3A	RESIDENT ORDINARY
11	697	DROUHN GARG	AZDFG0875H	178100	0.41	B3A	RESIDENT ORDINARY
12	744	SARITA JAIN	AARPJ3069P	170700	0.39	B3A	RESIDENT ORDINARY
13	727	AKSHAY JAIN	AJNP10640E	150700	0.34	B3A	RESIDENT ORDINARY
14	622	SUNIT MATHUR	AAKPM7426N	140800	0.32	B3A	RESIDENT ORDINARY
15	IN30021420071246	ROHIT CHOPRA	ADGPG3185R	80000	0.18	B3A	RESIDENT ORDINARY
16	606	ABHINAV DHAWAN	AAFPD9323A	75000	0.17	B3A	RESIDENT ORDINARY
17	IN30340310007143	JASDEEP SINGH SAHOTA	ABLPS6462Q	64000	0.15	B3A	RESIDENT ORDINARY
	Total			9951484			
	Physical			7418684			
	Demat			2532800			
Individual Shareholders Holding Nominal Share Capital Upto Rs. 1 Lac							
	Physical			84070			
	Demat			80			
	Total Records			178			
	Total Records		Total Shares	84150			

