

Format of holding of specified securities

Annexure - I

1. Name of Listed Entity: GENESIS FINANCE COMPANY LIMITED
2. Scrip Code/Name of Scrip/Class of Security
3. Share Holding Pattern Filed under: Reg. 31(1)(a)/Reg. 31(1)(b)/Reg.31(1)(c)
- a. If under 31(1)(b) then indicate the report for Quarter ending 31/12/2017
- b. If under 31(1)(c) then indicate date of allotment/extinguishment
4. Declaration: The Listed entity is required to submit the following declaration to the extent of submission of information:-

Particulars	Yes*	No*
1. Whether the Listed Entity has issued any partly paid up shares?		No
2. Whether the Listed Entity has issued any Convertible Securities or Warrants?		No
3. Whether the Listed Entity has any shares against which depository receipts are issued?		No
4. Whether the Listed Entity has any shares in locked-In?		No
5. Whether any shares held by promoters are pledge or otherwise encumbered?		No

** If the Listed Entity selects the option 'No' for the questions above, the columns for the partly paid up shares, Outstanding Convertible Securities/Warrants, depository receipts, locked-In shares, No of shares pledged or otherwise encumbered by promoters, as applicable, shall not be displayed at the time of dissemination on the Stock Exchange website. Also wherever there is 'No' declared by Listed Entity in above table the values will be considered as 'Zero' by default on submission of the format of holding of specified securities.*

5. The tabular format for disclosure of holding of specified securities is as follows:-





Table 1: Summary Statement holding of specified securities

Category	Category of shareholder	Nos. of share holders	No. of fully paid up equity shares held	No. of Partly paid-up equity shares held	No. of shares underlying Depository Receipts	Total nos. shares held (vii)=(iv)+(v)+(vi)	Shareholding as a % of total no. of shares (calculated as per SCRR, 1957) As a % of (A+B+C2)			Number of Voting Rights held in each class of securities		No. of Shares Underlying Outstanding convertible securities (including Warrants)	Shareholding, as a % assuming full conversion of convertible securities (as a percentage of diluted share capital) As a % of (A+B+C2)	Number of Locked in shares		Number of Shares pledged or otherwise encumbered		Number of equity shares held in dematerialized form
							Class:Equity	Classy	Total	As a % of total Shares held (b)	No. (a)			As a % of total Shares held (c)	No. (b)	As a % of total Shares held (b)		
(i)	(ii)	(iii)	(iv)	(v)	(vi)	(vii)	(viii)	(ix)	(x)	(xi)	(xii)	(xiii)	(xiv)	(xv)	(xvi)	(xvii)	(xviii)	
(A)	Promoter & Promoter Group	9	25502552	0	0	25502552	61.96				565475	62.34	0	0	0	0	22348656	
(B)	Public	202	15656488	0	0	15656488	38.04				89285	37.66	0	0	0	N.A.	1560080	
(C)	Non Promoter- Non Public																	
(C1)	Shares underlying DIs	0	0	0	0	0	N.A.				0	N.A.	0	0	0	N.A.	0	
(C2)	Shares held by Employee Trusts	0	0	0	0	0	0				0	0	0	0	0	N.A.	0	
	Total	211	41159040	0	0	41159040	100				654760	100	0	0	0	0	23908736	



Category & Name of the Shareholders	PAN	No. of shareholder	No. of fully paid up equity shares held	Prity option equity shares held	No. of shares underlying Depository Receipts	Total nos. shares held	Shareholding % As a % of SCRA, 1957 As a % of (A+B+C2)	No. of Voting Rights Total as a % of Total Voting rights			No. of Shares Underlying convertible securities (including Warrants)	Shareholding as a % conversion of convertible securities (as a percentage of diluted share capital) % of A+B+C2	Number of Locked In shares			Number of Shares pledged or otherwise encumbered	Number of Shares held in dematerialized form	
								Class X	Class Y	Total			No. (a)	% of total Shares held (b)	No. (a)			% of total shares held (b)
1	Indian	(i)	(ii)	(iii)	(iv)	(v)	(vi)	(vii)	(viii)	(ix)	(x)	(xi)	(xii)	(xiii)	(xiv)	(xv)		
(a)	Individual/Non-Undivided Family																	
	SPASHANT DAVI		18991672	0	0	18991672	46.14		372519	45.83	0	0.00	0	0.00	18209200			
	ANAGI BHUB		4526860	0	0	4526860	10.95		0	10.76	0	0.00	0	0.00	4466880			
	SHANDETA GARG		4480560	0	0	4480560	10.89		0	10.72	0	0.00	0	0.00	4480560			
	PRATEEK GARG		3573048	0	0	3573048	8.68		107143	8.82	0	0.00	0	0.00	3124880			
	NARESH GARG		3544480	0	0	3544480	8.62		0	8.49	0	0.00	0	0.00	3544480			
	SANU GARG		2830704	0	0	2830704	6.98		65476	6.93	0	0.00	0	0.00	2568880			
	KAPIL BHERA		52000	0	0	52000	0.13		0	0.17	0	0.00	0	0.00	0			
(b)	Central Government/State Government(s)								0	0.00	0	0.00	0	0.00	0			
(c)	Financial Institution/Banks								0	0.00	0	0.00	0	0.00	0			
(d)	Any Other (Specify)								0	0.00	0	0.00	0	0.00	0			
	GENESS DREAM MERCHANTS PVT LTD		6510880	0	0	6510880	15.82		392856	16.51	0	0.00	0	0.00	4139456			
	GENESS HCD INDIES PRIVATE LIMITED		4710880	0	0	4710880	11.45		392856	12.21	0	0.00	0	0.00	3139456			
	GENESS HCD INDIES PRIVATE LIMITED		1000000	0	0	1000000	2.43		0	2.39	0	0.00	0	0.00	1000000			
	SOPAN REAL ESTATE PRIVATE LIMITED		800000	0	0	800000	1.94		0	1.91	0	0.00	0	0.00	0			
	GENESS HCD INDIES PRIVATE LIMITED		21422512	0	0	21422512	52.96		392856	51.93	0	0.00	0	0.00	2248856			
2	Foreign																	
(a)	Individual/Non Resident Individual/Forming Individual																	
(b)	Government																	
(c)	Institutions																	
(d)	Foreign Portfolio Investor																	
(e)	Any Other (Specify)																	
	GENESS HCD INDIES PRIVATE LIMITED		25002512	0	0	25002512	61.90		0	61.93	0	0.00	0	0.00	2248856			
	Total Shareholding of Promoter and Promoter Group																	




Table III - Statement showing shareholding pattern of the Public shareholder

Category & Name of the Shareholders	PAN	Nos. of shares held	No. of fully paid up equity shares held	Partly paid up equity shares held	Nos. of shares underlying Depository Receipts	Total nos. shares held	Shareholding % per sech, As a % of (A+B+C2)	Number of Voting Rights held in each class of securities			No. of Shares Outstanding convertible securities (including Warrants)	Total shareholding, as a % assuming full conversion of convertible securities (as a percentage of diluted share capital)	Number of Locked in shares	Number of Shares pledged or otherwise encumbered		Number of equity shares held in dematerialized form
								Class X	Class Y	Total				No. (a)	As a % of total Shares held (b)	
(i)	(ii)	(iii)	(iv)	(v)	(vi)	(vii)	(viii)	(ix)			(x)	(xi)	(xii)	(xiii)	(xiv)	
1	Institutions															
(a) Mutual Fund		0	0	0	0	0	0									0
(b) Venture Capital Funds		0	0	0	0	0	0									0
(c) Alternative Investment Funds		0	0	0	0	0	0									0
(d) Foreign Venture Capital Investor		0	0	0	0	0	0									0
(e) Foreign Portfolio Investors		0	0	0	0	0	0									0
(f) Financial Institutions/Banks		0	0	0	0	0	0									0
(g) Insurance Companies		0	0	0	0	0	0									0
(h) Provident Fund/Pension Funds		0	0	0	0	0	0									0
(i) Any Other Specify		0	0	0	0	0	0									0
2	Central Government/State Government/President of India		0	0	0	0	0									0
(i) Sub-Total (1)(i)-(1)(h)		0	0	0	0	0	0									0
3	Non-Institutions															
(a) 1. Individual Shareholders Holding Nominal Share Capital Up to 2 Lacs		178	84150	0	0	84150	0.2									80
2. Individual Shareholders Holding Nominal Share Capital Above 2 Lacs		37	9851480	0	0	9851484	24.18									1560000
(b) MIRAMLA DEVI	AADP002718		2792000	0	0	2792000	6.78									0
(c) VINOD KUMAR	AKRP034385		1528000	0	0	1528000	3.71									0
(d) VINOD TAYAL	AAAT02508		1404784	0	0	1404784	3.41									0
(e) MANUJ KAPOOR	AHDF03027P		1160000	0	0	1160000	2.82									0
(f) SHARAN TAYAL	AAET119378		985600	0	0	985600	2.39									0
(g) ANRCA Registered with RBI		0	0	0	0	0	0									0
(h) Employees Trusts		0	0	0	0	0	0									0
(i) Overseas Depositories (Holding) (1)(b) (Relating Figure)		0	0	0	0	0	0									0
(j) Any other (Specify)		0	0	0	0	0	0									0
(k) 1. Public Depository		1	137144	0	0	137144	3.3									0
(l) 2. SAJEEV CO-OPNS			137144	0	0	137144	3.3									0
(m) SAJEEV REALTIONS PVT. LTD.	AADCC02730		0	0	0	0	0									0
(n) Non Resident Indians		3	4263880	0	0	4263880	10.36									0
(o) VIGAS OASIS	AHDP0218P		4247880	0	0	4247880	10.32									0
(p) Resident Indian HUF		3	30	0	0	30	0.00									0
(q) Trusts		0	0	0	0	0	0									0
(r) Clearing Member/House		0	0	0	0	0	0									0
(s) Others		0	0	0	0	0	0									0
(t) Sub Total (1)(i)-(1)(p)		202	15656488	0	0	15656488	38.04									1560960
(u) Total Public Shareholding (1)(i)-(1)(t) + (1)(b) + (1)(c)		202	15656488	0	0	15656488	38.04									1560960





Table II - Statement showing shareholding pattern of the Non Promoter Non Public Shareholders																	
Category & Name of the Shareholders	Part	No. of Shareholder	No. of fully paid up equity shares held	Partly paid up equity shares held	No. of shares underlying Depository Receipts	Total no. shares held	Shareholding % calculated as per SCRR, 1957 as a % of (A+B+C)	Number of Voting Rights held in each class of securities			No. of Shares Underlying Outstanding convertible securities (including Warrants)	Total Shareholding as a % assuming full conversion of convertible securities (as a percentage of diluted share capital)	Number of Locked in Shares		Number of Shares pledged or otherwise encumbered		Number of equity shares held in dematerialized form (Not Applicable)
								No. of Voting Rights		Total as a % of Total Voting Rights			No.	As a % of total shares held	No. (Not applicable)	As a % of total shares held (Not applicable)	
								Class X	Class Y								
(I)	(II)	(III)	(IV)	(V)	(VI)	(VII)	(VIII)	(IX)	(X)	(XI)	(XII)	(XIII)	(XIV)	(XV)	(XVI)		
1	Continuing/old																
(a)	Name of IIR Holder (if Applicable)																
2	Employees Benefit Trust (under ESOP/Share Based Employee Benefit/Restricted Stock Plan)																
(a)	Name of IIR Holder (if Applicable)																
3	Total Non Promoter Non Public Shareholding (C= (I)+(II)+(III)+(IV)+(V)+(VI)+(VII)+(VIII)+(IX)+(X)+(XI)+(XII)+(XIII)+(XIV)+(XV)+(XVI))																




GENESIS FINANCE COMPANY LIMITED

DISTRIBUTION OF 411590400 EQUITY SHARE CAPITAL AS ON :31/12/2017

Nominal Value of Each Share : Rs. 10

Share or Debenture holdi (Rs.)	Number of Shareholders	% to Total Numbers	Share or Debenture holdi (Rs.)	% to Total Amount
1	2	3	4	5
Up To 5,000	160	75.83	143500	0.03
5001 To 10,000	9	4.27	64000	0.02
10001 To 20,000	0	0	0	0
20001 To 30,000	2	0.95	50000	0.01
30001 To 40,000	2	0.95	78000	0.02
40001 To 50,000	4	1.9	183000	0.04
50001 To 1,00,000	6	2.84	483300	0.12
1,00,000 and Above	28	13.27	410588600	99.76
Total	211	100	411590400	100



(c1)	Bodies Corporate						
Sr.No	Folio No	Name of Shareholders	Pan Number	Shares	%	Code	Category
1	621	KAIZEN REALTORS PVT. LTD.	AADCK0273B	1357144	3.3	B3E1	BODY CORPORATES DOMESTIC



(e2)	Non Resident Indian					
Sr.No	Folio No	Name of Shareholders	Pan Number	Shares	%	Code
1	625	VIKAS GARG	AHDPG9718P	4247680	10.32	B3E2
2	57	TANISHA GUPTA	57	8000	0.02	B3E2
3	56	TARUN GUPTA	56	8000	0.02	B3E2




Category
NON RESIDENT INDIANS NRI REPARTIABLE
NON RESIDENT INDIANS NRI REPARTIABLE
NON RESIDENT INDIANS NRI REPARTIABLE



(e3)	HUF						
Sr.No	Folio No	Name of Shareholders	Pan Number	Shares	%	Code	Category
1	732	PANKAJ BORAD KARTA OF	AAMHP9793F	10	0	B3E3	RESIDENT HUF /APOS
2	771	A K SONI KATRA OF	AAJHA6527M	10	0	B3E3	RESIDENT HUF /APOS
3	737	CHHATTAR SINGH BORAD KARTA OF	AADHC1975P	10	0	B3E3	RESIDENT HUF /APOS




(e4)	TRUST						
Sr.No	Folio No	Name of Shareholders	Pan Number	Shares	%	Code	Category




(e5)	Clearing Members/House						
Sr.No	Folio No	Name of Shareholders	Pan Number	Shares	%	Code	Category



(e6)	Others						
Sr.No	Folio No	Name of Shareholders	Pan Number	Shares	%	Code	Category



(B1)	Institutions						
Sr.No	Folio No	Name of Shareholders	Pan Number	Shares	%	Code	Category



Individual Shareholders Holding Nominal Share Capital Above Rs. 1 Lac

Sr.No	Folio No	Name of Shareholders	Pan Number	Shares	%	Code	Category
1	626	NIRMALA DEVI	AADPD0275B	2792000	6.78	B3A	RESIDENT ORDINARY
2	579	VINOD KUMAR	AXRPK9343E	1528000	3.71	B3A	RESIDENT ORDINARY
3	5	VINOD TAYAL	AAAPT0250B	1404784	3.41	B3A	RESIDENT ORDINARY
4	IN30340310003966	MANJU KAPOOR	AHDPK0302P	1160000	2.82	B3A	RESIDENT ORDINARY
5	IN30340310003958	SHARAN TAYAL	AAEPT1987B	985600	2.39	B3A	RESIDENT ORDINARY
6	709	AGRAH GARG	ALTPG9392F	329900	0.8	B3A	RESIDENT ORDINARY
7	605	SUMER DUTTA	AADPD6883D	268000	0.65	B3A	RESIDENT ORDINARY
8	IN30115125400316	MANISH BAKSHI	AAGPB3023L	243200	0.59	B3A	RESIDENT ORDINARY
9	624	MAYANK GUPTA	AKKPG3967A	200000	0.49	B3A	RESIDENT ORDINARY
10	743	SANCHI JAIN	ALYPJ4652J	180700	0.44	B3A	RESIDENT ORDINARY
11	697	DROUHN GARG	AZDPG0875H	178100	0.43	B3A	RESIDENT ORDINARY
12	744	SARITA JAIN	AARPJ3069P	170700	0.41	B3A	RESIDENT ORDINARY
13	727	AKSHAY JAIN	AJNPI0640E	150700	0.37	B3A	RESIDENT ORDINARY
14	622	SUNIT MATHUR	AAKPM7426N	140800	0.34	B3A	RESIDENT ORDINARY
15	IN30021420071246	ROHIT CHOPRA	ADGPC3185R	80000	0.19	B3A	RESIDENT ORDINARY
16	606	ABHINAV DHAWAN	AAFDP9323A	75000	0.18	B3A	RESIDENT ORDINARY
17	IN30340310007143	JASDEEP SINGH SAHOTA	ABLPS6462Q	64000	0.16	B3A	RESIDENT ORDINARY
	Total			9951484			
	Physical	12		7418684			
	Demat	5		2532800			

Individual Shareholders Holding Nominal Share Capital Upto Rs. 1 Lac

	Physical	177		84070			
	Demat	1		80			
	Total Recods	178	Total Shares	84150			



DISCLOSURE OF NOTE ON SHAREHOLDING PATTERN

The resolution was approved by the shareholders in their meeting held on 30th September, 2017 that the holders of the compulsorily convertible securities shall be given bonus shares in the ratio of 7 (seven) equity shares of INR. 10/- for every 1 (one) equity share allotted to them in lieu of conversion of CCDs. The holders of CCDs shall be rank pari-passu with the existing members as on the record date. The bonus shares will be allotted to the CCDs holders at the time of conversion of CCDs. Hence the shareholding of the following shall be as follows:

S. No.	Name & Occupation of Allottee	Equity Shares Allotted on Conversion of Debentures	Equity shares Allotted on bonus issue pursuant to conversion
1	Kaizen Realtors Private Limited (Business)	89,285	624995
2	Genesis Dream Merchants Private Limited (Business)	392856	2749992
3	Mr. Prateet Garg (Business)	107,142	749994
4	Mr. Sahil Garg (Business)	65,476	458332
TOTAL		654,759	4583313

