


**Format of holding of specified securities**

1. Name of Listed Entity: GENESIS FINANCE COMPANY LIMITED
2. Scrip Code/Name of Scrip/Class of Security: 8831/Equity
3. Share Holding Pattern Filed under: Reg. 31(2)(a)/Reg. 31(2)(b)/Reg.31(2)(c) 30-Jun-17
- a. If under 31(2)(b) then indicate the report for Quarter ending
- b. If under 31(2)(c) then indicate date of allotment/extinguishment
4. Declaration: The Listed entity is required to submit the following declaration to the extent of submission of information:-

Particulars	Yes*	No*
1. Whether the Listed Entity has issued any partly paid up shares?		No
2. Whether the Listed Entity has issued any Convertible Securities or Warrants?		No
3. Whether the Listed Entity has any shares against which depository receipts are issued?		No
4. Whether the Listed Entity has any shares in locked-in?		No
5. Whether any shares held by promoters are pledge or otherwise encumbered?		No

\* If the Listed Entity selects the option 'No' for the questions above, the columns for the partly paid up shares, Outstanding Convertible Securities/Warrants, depository receipts, locked-in shares, No of shares pledged or otherwise encumbered by promoters, as applicable, shall not be displayed at the time of dissemination on the Stock Exchange website. Also wherever there is 'No' declared by Listed Entity in above table the values will be considered as 'Zero' by default on submission of the format of holding of specified securities.

5. The tabular format for disclosure of holding of specified securities is as follows:-



Category	Category of shareholder	Nos. of shareholders	No. of fully paid up shares held	No. of Partly paid-up equity shares held	No. of underlying Depository Receipts	Total nos. shares held (VII)=(IV)+(V)+ (VI)	Shareholding as a % of total (VII) (As a % of (A+B+C2))	Number of Voting Rights held in each class of securities		Total as a % of (A+B+C)	No. of Shares Underlying convertible securities (including Warrants)	Shareholding, as a % assuming full conversion of convertible securities (as a percentage of diluted share capital) As a % of (A+B+C2)	Number of Locked In Shares		Number of Shares pledged or As a % of total Shares held		Number of equity shares held in dematerialized form
								Class: Y	Class: Total				No. (a) As a % of total Shares held (b)	No. (a) As a % of total Shares held (b)			
(I)	(II)	(III)	(IV)	(V)	(VI)	(VII)=(IV)+(V)+ (VI)	(VIII)		(IX)		(X)	(XI)=(VII)+(X)	(XII)	(XIII)	(XIV)		
(A)	Promoter & Promoter Group	9	3,182,819	-	-	3,182,819	61.86				555,474	64.63	-	-	2,793,592		
(B)	Public	132	1,962,061	-	-	1,962,061	38.14				89,286	35.37	-	-	195,010		
(C)	Non Promoter- Non Public	-	-	-	-	-	-				-	NA	-	-	-		
(C1)	Shares underlying DRS	-	-	-	-	-	NA				-	NA	-	-	-		
(C2)	Shares held by Employee Trusts	-	-	-	-	-	-				-	-	-	-	-		
	Total	141	5,144,880	-	-	5,144,880	100.00				654,760	100.00	-	-	2,988,592		




Table 1: Statement showing shareholding pattern of the Promoter and Promoter Group

1	Category & Name of the Shareholders	PAN	(ii) No. of shares held	(iii) No. of fully paid up shares held	(iv) Partly paid up equity shares held	(v) Depository shares under the Depository	Total Nos. shares held (vi)=(iii)+(iv)+(v)	(vii) Shareholding % calculated as per SCRR, 1957 as a % of (A+B+C+D)	(viii) Number of Voting Rights held in each class of securities		(ix) No. of Shares/Underlying securities (including convertible securities)	Shareholding, as a % assuming full conversion of convertible securities (as a percentage of diluted share capital) as a % of (A+B+C+D) (x)=(vii)+(ix)	(xi) Number of Locked In shares pledged or otherwise		Number of Shares held in dematerialized form (xii)
									No. of Voting Rights	Total as a % of securities			No. (a) As a % of	No. (b) As a % of total	
	(i)	(ii)	(iii)	(iv)	(v)	(vi)	(vii)	(viii)	(ix)	(x)	(xi)	(xii)	(xiii)		
	Indian		6	2368959	0	0	2368959	46.04498064		172618	43.823	0	0.00	0	2401150
	(a) Individual/Hindu Undivided Family														
	5ANGERIYA GANG	AAAPG528E	560070	560070	0	0	560070	10.88596819		0	9.657	0	0.00	0	560070
	BHAGWATI DEVI	AAKPD197B	558360	558360	0	0	558360	10.85273116		0	9.627	0	0.00	0	558360
	NARESH GANG	AAAPG1524B	443360	443360	0	0	443360	8.621386599		0	7.648	0	0.00	0	443360
	PRATEEK GANG	BAQPG3745M	446631	446631	0	0	446631	8.68107711		107142	9.548	0	0.00	0	393060
	SAHIL GANG	BFPDG5371B	353838	353838	0	0	353838	6.877478192		65276	7.230	0	0.00	0	321100
	KARL BERBERA	AAEPB251AP	6500	6500	0	0	6500	0.126393955		0	0.112	0	0.00	0	0
	(b) Central Government/States Government(s)		0	0	0	0	0	0		0	0.00	0	0.00	0	0
	(c) Financial Institutions/Banks		0	0	0	0	0	0		0	0.00	0	0.00	0	0
	(d) Any Other (Specify)		3	813860	0	0	813860	15.81883346		392856	20.807	0	0.00	0	392432
	GENESIS DREAM MERCHANTS PVT LTD	AAAAG3907B	588860	588860	0	0	588860	11.4455364		392856	16.927	0	0.00	0	392432
	GENESIS HOLDINGS PRIVATE LIMITED	AAAAG2932J	125008	125008	0	0	125008	2.429959913		0	2.155	0	0.00	0	125000
	SOPAN REAL ESTATE PRIVATE LIMITED	AAAAC1083N	100000	100000	0	0	100000	1.9467993		0	1.724	0	0.00	0	0
	Sub Total (A)(1)		9	3182819	0	0	3182819	61.86381412		565474	64.630	0	0.00	0	2793822
	2 Foreign														
	(a) Individual/Non Resident Individual/Foreign Individual		0	0	0	0	0	0		0	0.00	0	0.00	0	0
	(b) Government		0	0	0	0	0	0		0	0.00	0	0.00	0	0
	(c) Institutions		0	0	0	0	0	0		0	0.00	0	0.00	0	0
	(d) Foreign Portfolio Investor		0	0	0	0	0	0		0	0.00	0	0.00	0	0
	(e) Any Other (Specify)		0	0	0	0	0	0		0	0.00	0	0.00	0	0
	Sub Total (A)(2)		0	0	0	0	0	0		0	0.00	0	0.00	0	0
	Total Shareholding of Promoter and Promoter Group (A) (A)(1)+(A)(2)		9	3182819	0	0	3182819	61.86381412		565474	64.630	0	0.00	0	2793822





Table III - Statement showing shareholding pattern of the Public shareholder

Category & Name of the Shareholders	PAN	Nos. of shares held	No. of fully paid up equity shares held	Partly paid-up equity shares held	Nos. of shares underlying Depository Receipts	Total nos. shares held (VII)=(IV)+(V)+(VI)+(VII)	Shareholding % calculate as per SCRR, 1957 As a % of (A+B+C)	Number of Voting Rights held in each class of securities			No. of Outstanding Shares convertible (including Warrants)	Total shareholding, as a % assuming full conversion of convertible securities (as a percentage of diluted share capital)	Number of Locked in shares		Number of shares pledged or encumbered	Number of shares held in dematerialized form
								Class X	Class Y	Total			No. (a)	As a % of total shares held (b)		
1																
Institutions																
(a) Mutual Fund			0	0	0	0	0			0	0	0	0	0	0	0
(b) Venture Capital Funds			0	0	0	0	0			0	0	0	0	0	0	0
(c) Alternate Investment Funds			0	0	0	0	0			0	0	0	0	0	0	0
(d) Foreign Venture Capital Investor			0	0	0	0	0			0	0	0	0	0	0	0
(e) Foreign Portfolio Investors			0	0	0	0	0			0	0	0	0	0	0	0
(f) Financial Institutions/Banks			0	0	0	0	0			0	0	0	0	0	0	0
(g) Insurance Companies			0	0	0	0	0			0	0	0	0	0	0	0
(h) Provident Fund/Pensions Funds			0	0	0	0	0			0	0	0	0	0	0	0
(i) Any Other Specify			0	0	0	0	0			0	0	0	0	0	0	0
Sub Total (B)(1)			0	0	0	0	0			0	0	0	0	0	0	0
2																
Central Government/State Government/President of India			0	0	0	0	0			0	0	0	0	0	0	0
Sub Total (B)(2)			0	0	0	0	0			0	0	0	0	0	0	0
3																
Non-institutions			0	0	0	0	0			0	0	0	0	0	0	0
(a) 1. Individual Shareholders holding Nominal Share Capital Up to 2 Lacs			119	53960	0	53960	1.049			0	0.330	0	0.00	0	0.00	19610
2. Individual Shareholders holding Nominal Share Capital Above 2 Lacs			9	1205498	0	1205498	23.431			0	20.786	0	0.00	0	0.00	175400
NIRMALA DEVI	AAOP002758		349000	0	0	349000	6.783			0	6.018	0	0.00	0	0.00	0
VINOD KUMAR			190400	0	0	190400	3.701			0	3.283	0	0.00	0	0.00	0
VINOD TAYAL			175598	0	0	175598	3.413			0	3.028	0	0.00	0	0.00	0
MANJUL KAPOOR	AHDPKG902F		145000	0	0	145000	2.818			0	2.500	0	0.00	0	0.00	145000
SHARAN TAYAL			121600	0	0	121600	2.384			0	2.097	0	0.00	0	0.00	0
SUMER DUTTA			96000	0	0	96000	1.866			0	1.655	0	0.00	0	0.00	0
AASHINAV DHAWAN			72500	0	0	72500	1.409			0	1.250	0	0.00	0	0.00	0
WANISH BAKSHI			30400	0	0	30400	0.591			0	0.525	0	0.00	0	0.00	0
MAVANK GUPTA			25000	0	0	25000	0.486			0	0.432	0	0.00	0	0.00	0
(b) NBFCs Registered with RBI			0	0	0	0	0.000			0	0.000	0	0.00	0	0.00	0
(c) Employee Trusts			0	0	0	0	0.000			0	0.000	0	0.00	0	0.00	0
(d) Overseas Depositories (Holding DRs) (Balancing Figure)			0	0	0	0	0.000			0	0.000	0	0.00	0	0.00	0
(e) Any other (Specify)																
(e1) Bodies Corporate			1	169643	0	169643	3.297			89285	4.465	0	0.00	0	0.00	0
KAIZEN REALTORS PVT. LTD.				169643	0	169643	3.297			89285	4.465	0	0.00	0	0.00	0
(e2) Non Resident Indians			3	532960	0	532960	10.359			0	9.190	0	0.00	0	0.00	0
VIKAS GANG	AHDPG9718P			530960	0	530960	10.320			0	9.155	0	0.00	0	0.00	0





Category & Name of the Shareholders	PAN	No. of sharehold er	No. of fully paid up equity shares held	Partly paid-up equity shares held	Nos. of shares underlying Depository Receipts	Total no. shares held	Shareholding % calculate d as per SCRR, 1957 As a % of (A+B+C2)	Number of Voting Rights held in each class of securities			No. of Shares Underlying Outstanding convertible securities (including Warrants)	Total shareholding, as a % assuming full conversion of convertible securities (as a percentage of diluted share capital)	Number of Locked In shares		Number of Shares pledged or otherwise encumbered		Number of equity shares held in dematerialized form (Not Applicable)
								No of Voting Rights Class X	Class Y	Total			Total as a % of Total Voting rights	No.	As a % of total shares held	No. (not applicable)	
1 Custodian/DRT																	
(a) Name of DR Holder (if Available)		0	0	0	0	0	0				0	0.00	N/A			0	
2 Employees Benefit Trust (Under SEBI (Share Based Employee Benefit Regulation 2014)																	
(a) Name of DR Holder (if Available)		0	0	0	0	0	0				0	0.00	N/A			0	
Total Non Promoter Non Public Shareholding (C) = (C1)+(C2)		0	0	0	0	0	0				0	0.00	N/A			0	



## GENESIS FINANCE COMPANY LIMITED


**DISTRIBUTION OF 5,144,880 EQUITY SHARE CAPITAL AS ON :31/03/2017**  
**Nominal Value of Each Share : Rs. 10.00/-**

Share holding Nominal Value (Rs.)	Number of Shareholders	% to Total Numbers	Share holding Amount (Rs.)	% to Total Amount
1	2	3	4	5
Up To 5,000	112	79.433	112600	0.2189
5001 To 10,000	3	2.128	26000	0.0505
10001 To 20,000	1	0.709	16000	0.0311
20001 To 30,000	0	0.000	0	0.0000
30001 To 40,000	0	0.000	0	0.0000
40001 To 50,000	1	0.709	50000	0.0972
50001 To 1,00,000	3	2.128	245000	0.4762
1,00,001 and Above	21	14.894	50999200	99.1261
<b>Total</b>	<b>141</b>	<b>100</b>	<b>51448800</b>	<b>100</b>


## DISTRIBUTION OF 654,759 COMPULSORY CONVERTIBLE DEBENTURES AS ON :31/03/2017

Nominal Value of Debenture : Rs. 280.00/-

Debenture holding Nominal Value (Rs.)	Number of Debentureholders	% to Total Numbers	Debenture holding Amount (Rs.)	% to Total Amount
1	2	3	4	5
Up To 5,000	0	0	0	0
5001 To 10,000	0	0	0	0
10001 To 20,000	0	0	0	0
20001 To 30,000	0	0	0	0
30001 To 40,000	0	0	0	0
40001 To 50,000	0	0	0	0
50001 To 1,00,000	0	0	0	0
1,00,000 and Above	4	100.00	183332520	100.00
<b>Total</b>	<b>4</b>	<b>100.00</b>	<b>183332520</b>	<b>100.00</b>




(e1)	Bodies Corporate								
Sr.No	Folio No	Name of Shareholders	Pan Number	Shares	%	Code	Category		
1	621	KAIZEN REALTORS PVT. LTD.		169643	3.297	B3E1	CORPORATE BODIES DOMESTIC		






(e2)	Non Resident Indian								
Sr.No	Folio No	Name of Shareholders	Pan Number	Shares	%	Code	Category		
1	625	VIKAS GARG	AHDPG9718P	530960	10.3202	B3E2	NON RESIDENT INDIAN - REPARTTIABLE		
2	57	TANISHA GUPTA		1000	0.01944	B3E2	NON RESIDENT INDIAN - REPARTTIABLE		
3	56	TARUN GUPTA		1000	0.01944	B3E2	NON RESIDENT INDIAN - REPARTTIABLE		




(e3)	HUF	Name of Shareholders	Pan Number	Shares	%	Code	Category
St.No	Folio No						




(e4)	TRUST						
Sr.No	Folio No	Name of Shareholders	Pan Number	Shares	%	Code	Category



(e5)	Clearing Members/House	Name of Shareholders	Pan Number	Shares	%	Code	Category
Sr.No	Folio No						



(e)	Others						
Sr.No	Folio No	Name of Shareholders	Pan Number	Shares	%	Code	Category



(B1)	Institutions	Name of Shareholders	Pan Number	Shares	%	Code	Category
Sr.No	Folio No						

