

Annexure - I

Format of holding of specified securities

GENESIS FINANCE COMPANY LIMITED

8831/Equity

30-Sep-17

1. Name of Listed Entity:
2. Scrip Code/Name of Scrip/Class of Security
3. Share Holding Pattern Filed under: Reg. 31(1)(a)/Reg. 31(1)(b)/Reg.31(1)(c)
 - a. If under 31(1)(b) then indicate the report for Quarter ending
 - b. If under 31(1)(c) then indicate date of allotment/extinguishment

4. Declaration: The Listed entity is required to submit the following declaration to the extent of submission of information:-

Particulars	Yes*	No*
1. Whether the Listed Entity has issued any partly paid up shares?		No
2. Whether the Listed Entity has issued any Convertible Securities or Warrants?		No
3. Whether the Listed Entity has any shares against which depository receipts are issued?		No
4. Whether the Listed Entity has any shares in locked-in?		No
5. Whether any shares held by promoters are pledged or otherwise encumbered?		No

* If the Listed Entity selects the option 'No' for the questions above, the columns for the partly paid up shares, Outstanding Convertible Securities/Warrants, depository receipts, locked-in shares, No of shares pledged or otherwise encumbered by promoters, as applicable, shall not be displayed at the time of dissemination on the Stock Exchange website. Also wherever there is 'No' declared by Listed Entity in above table the values will be considered as 'Zero' by default on submission of the format of holding of specified securities.

5. The tabular format for disclosure of holding of specified securities is as follows:-



Table 1 - Summary Statement holding of specified securities

Category	Category of shareholder	Nos. of shareholders	No. of fully paid up equity shares held	No. of partly paid-up equity shares held	No. of shares underlying Depository Receipts	Total nos. shares held (VII)=(IV)+(V)+(VI)	Shareholding as a % of total no. of shares (calculate as per SCRR, 1957) (VIII)	Number of Voting Rights held in each class of securities			No. of Shares Underlying convertible securities (including Warrants)	Shareholding, as a % assuming full conversion of convertible securities (as a percentage of diluted share capital) As a % of (A+B+C2)	Number of Locked in shares		Number of Shares pledged or		Number of equity shares held in dematerialized form
								Class: Equity	Class: Y	Total			% of (A+B+C)	No. (a)	As a % of total Shares held (b)	No. (a)	
(I)	(II)	(III)	(IV)	(V)	(VI)	(VII)=(IV)+(V)+(VI)	(VIII)			(IX)	(X)	(XI)=(VII)+(X)	(XII)		(XIII)	(XIV)	
(A)	Promoter & Promoter Group	9	3,182,819	-	-	3,182,819	61.86			565,474	64.63					2,793,582	
(B)	Public	132	1,962,061	-	-	1,962,061	38.14			89,286	35.37					195,010	
(C)	Non Promoter-Non Public	-	-	-	-	-	-			-	-					-	
(C1)	Shares underlying DBS	-	-	-	-	-	NA			-	-					-	
(C2)	Shares held by Employee Trusts	-	-	-	-	-	-			-	-					-	
	Total	141	5,144,880	-	-	5,144,880	100.00			654,760	100.00					2,988,592	




Table II - Statement showing shareholding pattern of the Promoter and Promoter Group

1	Category & Name of the Shareholders	PAN	(iii)	(iv)	(v)	Nos. of Depositor Shares Underlying (vi)	Total nos. shares held (vii)=(iv)+(v)+(vi)	Shareholding % calculated as per SCRR, 1957 As a % of (A+B+C)	Number of Voting Rights held in each class of securities	(ix)	No. of Shares Underlying Outstanding convertible securities (including Non-convertible) (x)	Shareholding, as a % assuming full conversion of convertible securities (as a percentage of diluted share capital) (xi)=[vii]+(x)	Number of Locked In shares (a) As a % of (xii)	Number of Shares pledged or otherwise encumbered (a) As a % of total (xiii)	Number of equity shares held in dematerialized form (xiv)	
																(i)
	Indian															
(a)	Individual/Hindu Undivided Family		6	2368959	0		2368959	46.04489064			177618	43.823	0	0.00	0	2401150
	SANGEETA GANG	AAAKRG528E		560070	0		560070	10.88956819			0	9.657	0	0.00	0	560070
	BHAGWATI DEVI	AAAPD1397B		558360	0		558360	10.8573126			0	9.627	0	0.00	0	558360
	NARESH GANG	AAAR61524B		443560	0		443560	8.621386699			0	7.648	0	0.00	0	443560
	PRATEEK GANG	BAAGF3745M		446631	0		446631	8.66107711			107142	9.548	0	0.00	0	393060
	SAHIL GANG	BFPG65371B		353838	0		353838	6.877478192			65476	7.230	0	0.00	0	321100
	KAPIL BEHERA	AAEH2513P		6500	0		6500	0.126399195			0	0.112	0	0.00	0	0
(b)	Central Government/State Government(s)		0	0	0		0	0			0	0.00	0	0.00	0	0
(c)	Financial Institutions/Banks		0	0	0		0	0			0	0.00	0	0.00	0	0
(d)	Any Other (Specify)		3	813860	0		813860	15.81883348			392856	20.807	0	0.00	0	392432
	GENESIS DREAM MERCHANTS PVT LTD	AAACG907B		588860	0		588860	11.4455364			392856	16.927	0	0.00	0	392432
	GENESIS HOLDINGS PRIVATE LIMITED	AAACG932I		125000	0		125000	2.42999913			0	2.155	0	0.00	0	125000
	SOPAN REAL ESTATE PRIVATE LIMITED	AAAC51083N		100000	0		100000	1.9467993			0	1.724	0	0.00	0	0
	Sub Total (A)(1)		9	3182819	0		3182819	61.38581412			565474	64.630	0	0.00	0	2753582
Z	Foreign															
(a)	Individual/Non Resident Individual/Foreign Individual		0	0	0		0	0			0	0.00	0	0.00	0	0
(b)	Government		0	0	0		0	0			0	0.00	0	0.00	0	0
(c)	Institutions		0	0	0		0	0			0	0.00	0	0.00	0	0
(d)	Foreign Portfolio Investor		0	0	0		0	0			0	0.00	0	0.00	0	0
(e)	Any Other (Specify)		0	0	0		0	0			0	0.00	0	0.00	0	0
	Sub Total (A)(2)		0	0	0		0	0			0	0.00	0	0.00	0	0
	Total Shareholding of Promoter and Promoter Group (A)=[(A)(1)+(A)(2)]		9	3182819	0		3182819	61.38581412			565474	64.630	0	0.00	0	2753582



Table III - Statement showing shareholding pattern of the Public shareholder

Category & Name of the Shareholders	PAN	Nos. of shares older	No. of fully paid up equity shares held	Partly paid-up equity shares held	Nos. of unlisted shares held	Total nos. shares held (VII)=(IV)+(V)+(VI)	Shareholding calculate d as per SCRR, 1957 (As a % of (A+B+C2))	Number of Voting Rights held in each class of securities			Total as a % of Total Voting rights	No. of Outstanding convertible securities (including Warrants)	Total shareholding, as a % assuming full conversion of convertible securities (as a percentage of diluted share capital)	Number of Locked in shares		Number of Shares pledged or otherwise encumbered (Not applicable) (a)	As a % of total shares held (Not applicable) (b)	Number of dematerialized equity shares held in form	
								Class X	Class Y	Total				(a)	(b)				
1 Institutions	(i)	(ii)	(iii)	(iv)	(v)	(vi)	(vii)=(iv)+(v)+(vi)	(viii)	(ix)			(x)	(xi)=(vii)+(x)	(xii)		(xiii)	(xiv)		
(a) Mutual Fund			0	0	0	0	0	0	0	0	0	0	0	0	0	0	0	0	
(b) Venture Capital Funds			0	0	0	0	0	0	0	0	0	0	0	0	0	0	0	0	
(c) Alternate Investment Funds			0	0	0	0	0	0	0	0	0	0	0	0	0	0	0	0	
(d) Foreign Venture Capital Investor			0	0	0	0	0	0	0	0	0	0	0	0	0	0	0	0	
(e) Foreign Portfolio Investors			0	0	0	0	0	0	0	0	0	0	0	0	0	0	0	0	
(f) Financial Institutions/Banks			0	0	0	0	0	0	0	0	0	0	0	0	0	0	0	0	
(g) Insurance Companies			0	0	0	0	0	0	0	0	0	0	0	0	0	0	0	0	
(h) Provident Fund/Pensions Funds			0	0	0	0	0	0	0	0	0	0	0	0	0	0	0	0	
(i) Any Other Specify			0	0	0	0	0	0	0	0	0	0	0	0	0	0	0	0	
Sub Total (B)(1)			0	0	0	0	0	0	0	0	0	0	0	0	0	0	0	0	
2 Central Government/State Government/President of India			0	0	0	0	0	0	0	0	0	0	0	0	0	0	0	0	
Sub Total (B)(2)			0	0	0	0	0	0	0	0	0	0	0	0	0	0	0	0	
3 Non-Institutions			119	53960	0	0	53960	1.049				0	0.930			0	0.00	0	0.00
(a) 1. Individual Shareholders holding Nominal Share Capital Up to 2 Lacs			9	1205498	0	0	1205498	23.431				0	20.786			0	0.00	0	0.00
2. Individual Shareholders holding Nominal Share Capital Above 2 Lacs																			
NIRMA LA DEVI	AADPD02758			349000	0	0	349000	6.783				0	6.018			0	0.00	0	0.00
VINOD KUMAR				190400	0	0	190400	3.701				0	3.283			0	0.00	0	0.00
VINOD TAYAL				175598	0	0	175598	3.413				0	3.028			0	0.00	0	0.00
MANJU KAPOOR	AHDPC0302P			145000	0	0	145000	2.818				0	2.500			0	0.00	0	0.00
SHARAN TAYAL				121600	0	0	121600	2.364				0	2.097			0	0.00	0	0.00
SUBIR DUTTA				96000	0	0	96000	1.866				0	1.250			0	0.00	0	0.00
ABHINAV DHAWAN				72500	0	0	72500	1.409				0	0.525			0	0.00	0	0.00
MAANISH BAKSHI				30400	0	0	30400	0.591				0	0.432			0	0.00	0	0.00
MAAYANK GUPTA				25000	0	0	25000	0.486				0	0.000			0	0.00	0	0.00
(b) NBFCs Registered with RBI				0	0	0	0	0.000				0	0.000			0	0.00	0	0.00
(c) Employee Trusts				0	0	0	0	0.000				0	0.000			0	0.00	0	0.00
(d) Overseas Depositors (Holding Dks) (Balancing Figure)				0	0	0	0	0.000				0	0.000			0	0.00	0	0.00
(e) /Any other (Specify)				1	169643	0	169643	3.297				89285	4.465			0	0.00	0	0.00
(e1) Bodies Corporate KAZEN REALTORS PVT. LTD.				1	169643	0	169643	3.297				89285	4.465			0	0.00	0	0.00
(e2) Non Resident Indians VIKAS GARG	AHDPC9718P			3	532960	0	532960	10.359				0	9.135			0	0.00	0	0.00
				3	532960	0	532960	10.320				0	9.135			0	0.00	0	0.00





Table IV - Statement showing shareholding pattern of the Non Promoter - Non Public Shareholder

Category & Name of the Shareholders	PAN	No. of sharehold er*	No. of fully paid up equity shares held	Party paid-up equity shares held	Nos. of shares underlying Depository Receipts	Total no. shares held (vi)=(iv)+(v)+(vi)	Shareholding % calculate d as per SCRR, 1957 As a % of (A+B+C2)	Number of Voting Rights held in each class of securities			No. of Shares Underlying Outstanding convertible securities (including Warrants)	Total shareholding, as a % assuming full conversion of convertible securities (as a percentage of diluted share capital) (xi)=(vii)+(x)	Number of Locked in shares		Number of Shares pledged or otherwise encumbered	Number of dematerializ ed equity shares held in form (Not Applicable)
								No of Voting Rights Class X	Class Y	Total			Total as a % of Total Voting rights	No.		
1 Custodian/DR																
(a) Name of DR Holder (if Available) Employees Benefit Trust (Under SEBI (Share Based Employee Benefit Reimbursement 2014)		0	0	0		0	0				0	0.00	NA			0
(a) Name of DR Holder (if Available) Total Non Promoter Non Public Shareholding (C)=(C1)+(C2)		0	0	0		0	0				0	0.00	NA			0




GENESIS FINANCE COMPANY LIMITED

DISTRIBUTION OF 5,144,880 EQUITY SHARE CAPITAL AS ON :31/03/2017
Nominal Value of Each Share : Rs. 10.00/-

Share holding Nominal Value (Rs.)	Number of Shareholders	% to Total Numbers	Share holding Amount (Rs.)	% to Total Amount
1	2	3	4	5
Up To 5,000	112	79.433	112600	0.2189
5001 To 10,000	3	2.128	26000	0.0505
10001 To 20,000	1	0.709	16000	0.0311
20001 To 30,000	0	0.000	0	0.0000
30001 To 40,000	0	0.000	0	0.0000
40001 To 50,000	1	0.709	50000	0.0972
50001 To 1,00,000	3	2.128	245000	0.4762
1,00,001 and Above	21	14.894	50999200	99.1261
Total	141	100	51448800	100

DISTRIBUTION OF 654,759 COMPULSORY CONVERTIBLE DEBENTURES AS ON :31/03/2017
Nominal Value of Debenture : Rs. 280.00/-


Debenture holding Nominal Value (Rs.)	Number of Debentureholders	% to Total Numbers	Debenture holding Amount (Rs.)	% to Total Amount
1	2	3	4	5
Up To 5,000	0	0	0	0
5001 To 10,000	0	0	0	0
10001 To 20,000	0	0	0	0
20001 To 30,000	0	0	0	0
30001 To 40,000	0	0	0	0
40001 To 50,000	0	0	0	0
50001 To 1,00,000	0	0	0	0
1,00,000 and Above	4	4	183332520	100.00
Total	4	100.00	183332520	100.00




(e1) Sr.No	Bodies Corporate Folio No	Name of Shareholders	Pan Number	Shares	%	Code	Category
1	621	KAIZEN REALTORS PVT. LTD.		169643	3.297	B3E1	CORPORATE BODIES DOMESTIC



(e2)	Non Resident Indian						
Sr.No	Folio No	Name of Shareholders	Pan Number	Shares	%	Code	Category
1	625	VIKAS GARG	AHDPG9718P	530960	10.3202	B3E2	NON RESIDENT INDIAN - REPARTTABLE
2	57	TANISHA GUPTA		1000	0.01944	B3E2	NON RESIDENT INDIAN - REPARTTABLE
3	56	TARUN GUPTA		1000	0.01944	B3E2	NON RESIDENT INDIAN - REPARTTABLE



(e4)	TRUST						
Sr.No	Folio No	Name of Shareholders	Pan Number	Shares	%	Code	Category



(e5)	Clearing Members/House	Name of Shareholders	Pan Number	Shares	%	Code	Category
Sr.No	Folio No						



(e6)	Others						
Sr.No	Folio No	Name of Shareholders	Pan Number	Shares	%	Code	Category



(B1)	Institutions						
Sr.No	Folio No	Name of Shareholders	Pan Number	Shares	%	Code	Category

